

# Spelman College's Census Information Center



Spelman's CIC serves its community.

A NEWSLETTER OF THE CENSUS INFORMATION CENTER

## Community Counts

NOVEMBER 2004

VOLUME 2, ISSUE 1

### Quick Community Facts:

- In 2003, Georgia state total population was 8,350,041 . Whites, 66.91%, African Americans, 28.5% Hispanics or Latinos, 6.29% living in the state of Georgia.
- In 2003, there were 333,823 African Americans, 402,112 Whites and 54,067 Latinos or Hispanics living in the Fulton County.
- The state of Georgia ranks #19 out of 51 states that has persons below poverty level. 13.4% of the total Georgia population.
- The state of Georgia ranks #17 out of 51 states with children under the age of 18 below poverty level. 18.7% of the total Georgia population.

\*source: <http://www.census.gov/acs/www/>

### IN THIS ISSUE:

American Community Survey

Kids Count

Upcoming Events

CIC Staff Changes



### CIC

Giles hall Room 209  
Campus Box 1516  
404.270.5631 - 404.270.5632 (fax)  
[censusinfocenter@spelman.edu](mailto:censusinfocenter@spelman.edu)

### CIC STAFF

**Bruce Wade, Ph.D.**  
Sociology & Anthropology Dept.  
Director CIC

**Renee Lewis**  
Graduate Research Assistant

## AMERICAN COMMUNITY SURVEY

### What is the American Community Survey?

The American Community survey has been developed by the Census Bureau in order to improve and replace past census surveys that have been long, cumbersome and non-current. The ACS will provide our communities with current, critical economic, social, demographic, and housing information to every year instead of every 10 years. In this current newsletter we have included various charts on Georgia statistics, specifically, population, gender, race, foreign born population and poverty rates. We also have included charts on Fulton and Dekalb County as well Atlanta, GA and Atlanta City. We hope that you find these charts useful. Please contact Census Information Center in you are in need of any additional information. The American Community Survey is also available online at [www.census.gov](http://www.census.gov).

- Please see next pages for various data information on the state of Georgia and selected counties from the American Community Survey. \*[www.census.gov/acs/www](http://www.census.gov/acs/www) )

### FEATURED LINKS:

- [Number of Uninsured, Poverty Rate Both Climb](#)
- [Majority of Newly Poor Americans are Children](#)
- [Women of Color Making Gains in Workforce](#)
- [Gender Gap Widening: Census data shows first decline in women's real earnings since 1995](#)

### What's New?

### CIC STAFF UPDATES:

In September 2004, we had an addition to our team. Renee Lewis comes to us by way of Spelman College, where she recently earned her Bachelor of Arts Degree in Sociology. She possess strong research background on important issues facing black communities, such as HIV/AIDS and Human rights education. We are excited to have her on our team!

## KIDS COUNT



Kids Count is a project of the Annie E. Casey Foundation. Kids Count has put out various reports and publications concerning the status of children in the U.S. They provide policy makers and citizens with information that can secure better futures for all children ([www.aecf.org](http://www.aecf.org)). Kids Count recently released a report on "10 Key Indicators of Child Well-Being from the 2004 Data Book by Race and Ethnicity." [10 Key Indicators of Child Well-Being by Race and Ethnicity](#) This report is available online as well as many other very useful reports. Please visit their website to obtain more specific information that you may desire.

### UPCOMING EVENTS:

#### Census Information Center

Here at Spelman College we will be conducting training sessions on Maptitude and ATLAS (software for the analysis of qualitative data) next semester. Please see website for dates and times.

#### City of Atlanta Bureau of Planning

NPU T meets every second Wednesday of the month at 7:30 @ Founders Hall 952 Ralph D. Abernathy Blvd., SW (Shrine of the Black Madonna)

[Atlanta Government Website](#)

Meeting Schedule for all NPU'S in Atlanta:

[Meeting Schedule](#)

#### Aid for Incarcerated Mothers (AIM)

##### AIM

Every Tuesday & Thursday AIM has an After school program for ages 6-12 from 4:00-8:00

Every Wednesday AIM has a Teen Leadership program for ages 13-15 from 4:00-8:00

If you would like to volunteer for AIM please visit their website and fill out a Volunteer form.

#### Fairness for Prisoner's Families, a program of the Southern Center for Human Rights

[fairness@gejustice.org](mailto:fairness@gejustice.org)

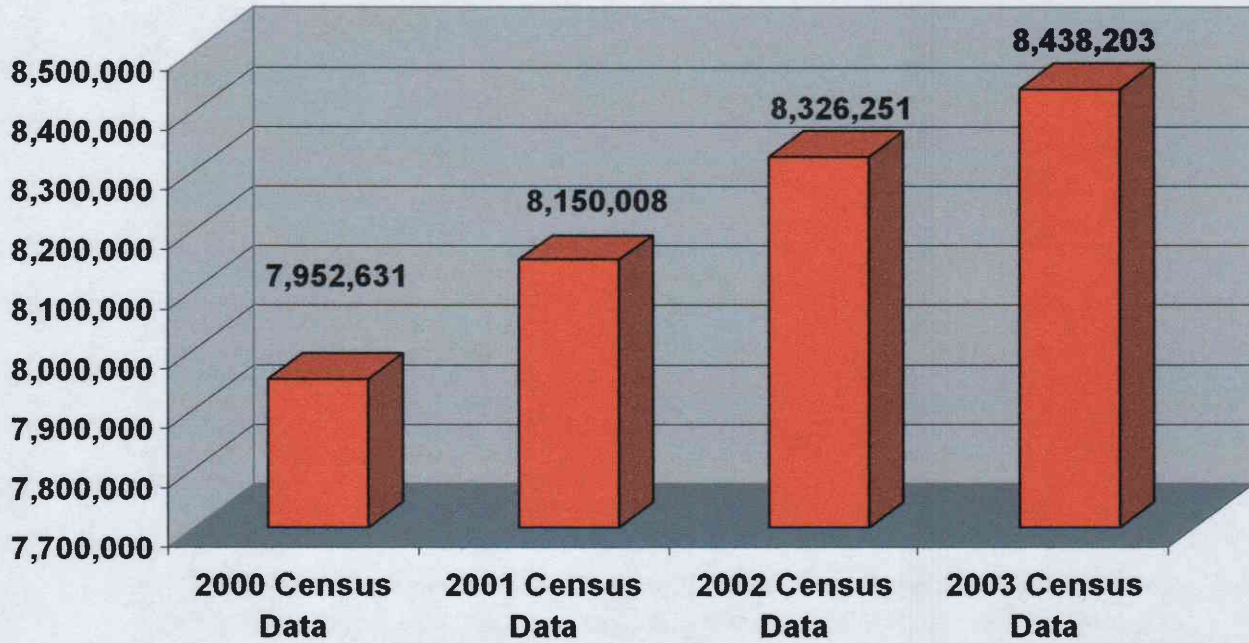
Meetings are on the third Monday of every month from 6:30-8:30 @ St John's Lutheran Church, 1410 Ponce de Leon Avenue, Atlanta, GA 30307. The meetings are as followed:

November 15

December 6

**TABLE 1**

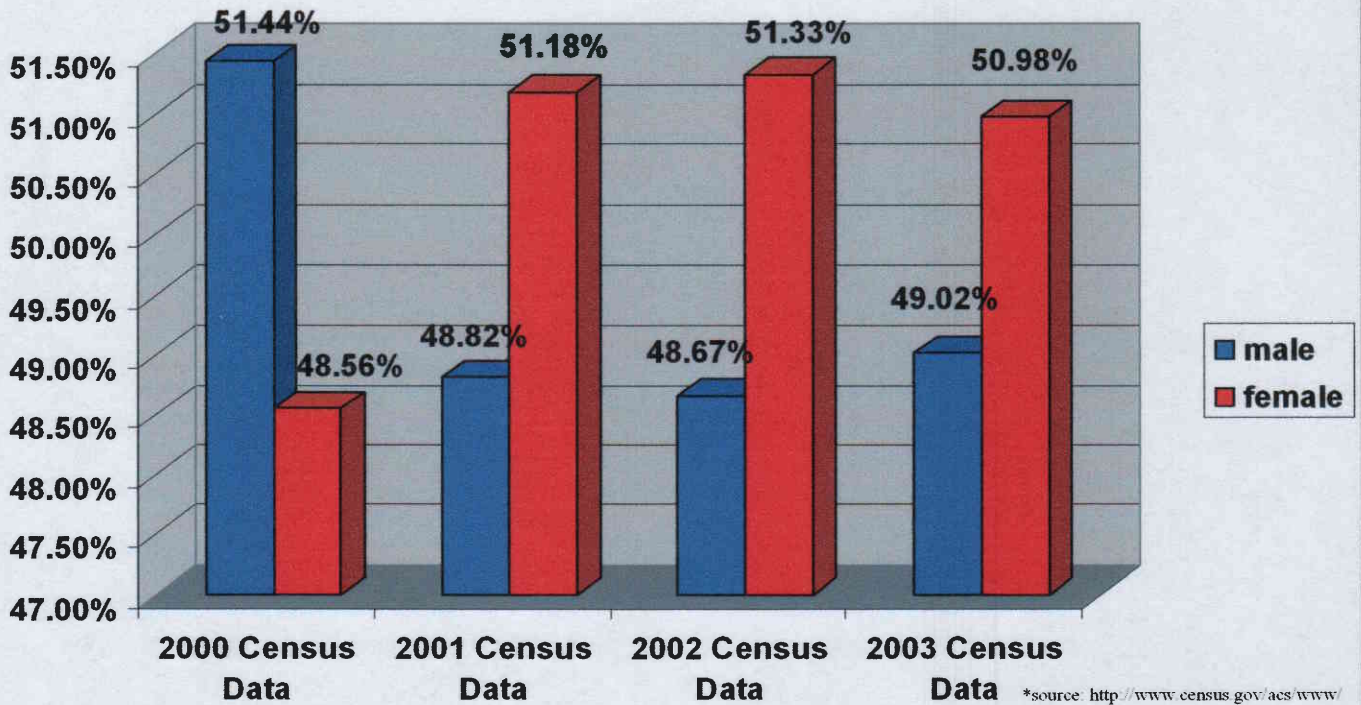
### Total Georgia Population



\*source: <http://www.census.gov/acs/www/>

**TABLE 2**

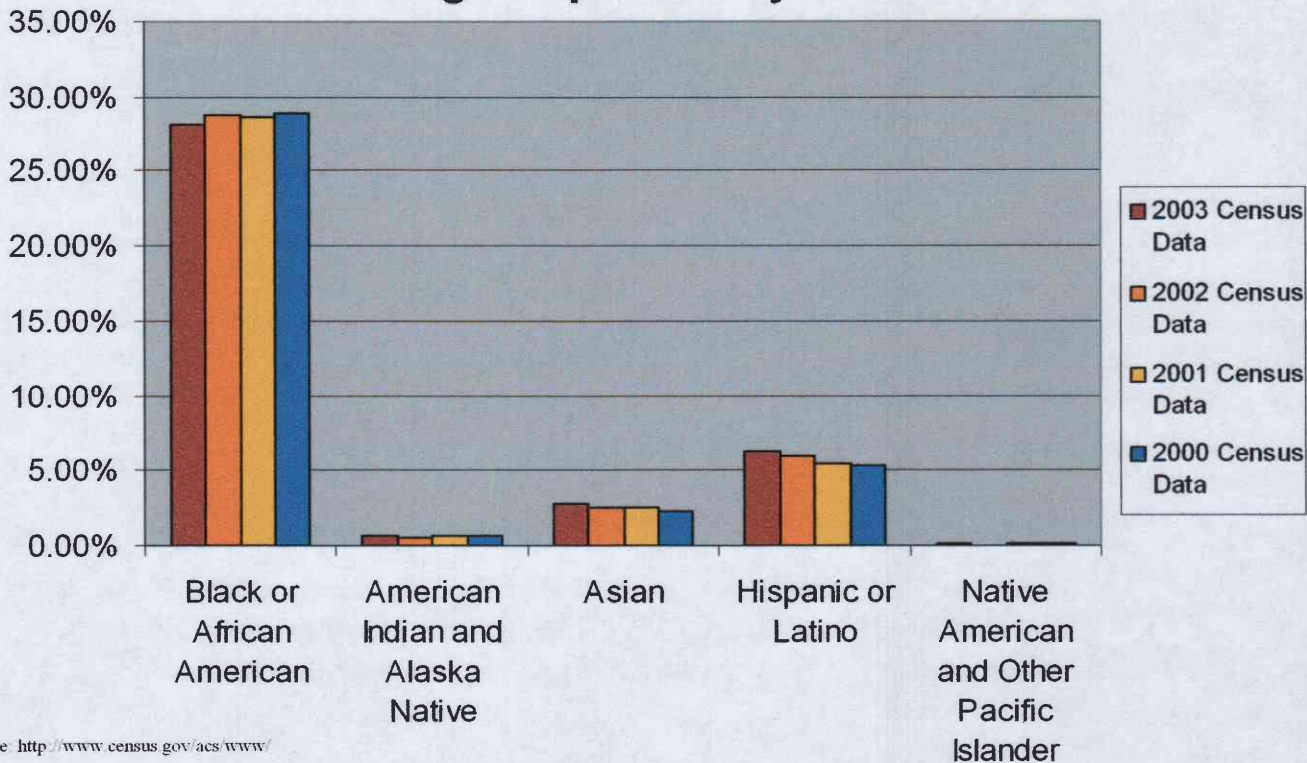
### Total Georgia Population by Gender



\*source: <http://www.census.gov/acs/www/>

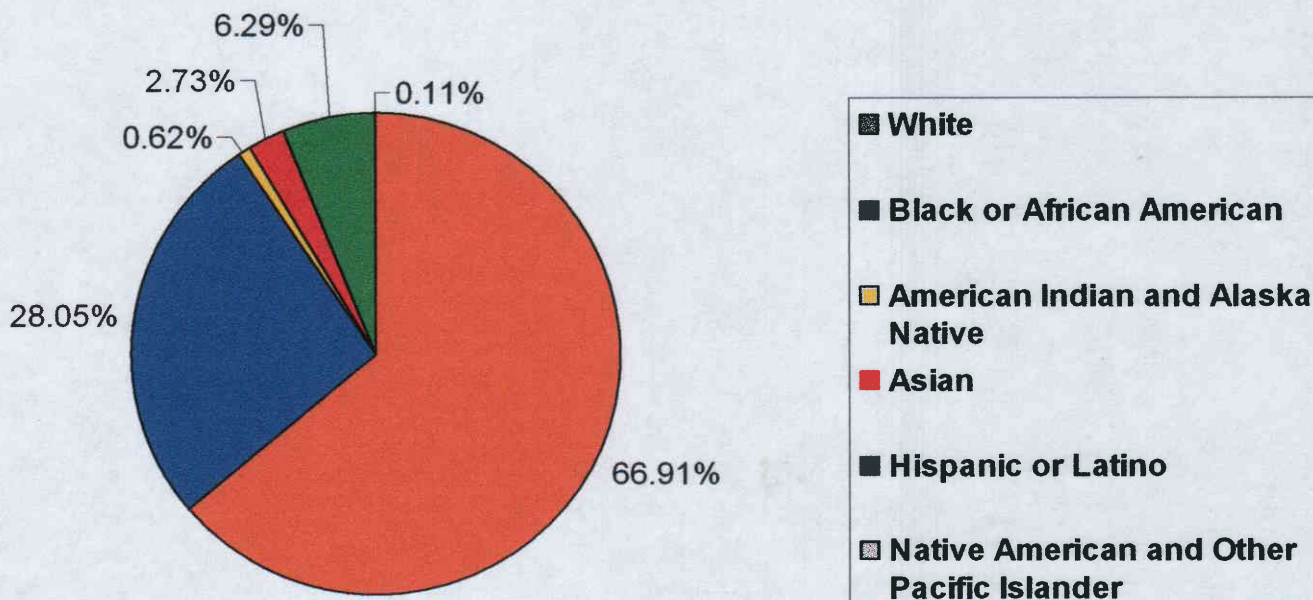
**TABLE 3**

**Georgia Population by Race**



**TABLE 4**

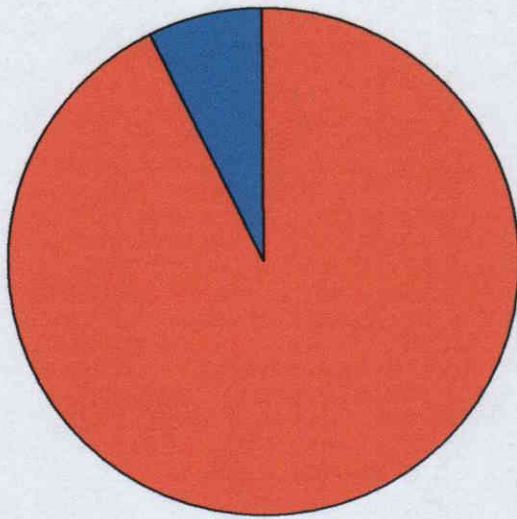
**Georgia Population by Race for 2003**



**TABLE 5**

## Georgia Foreign Born Population

667,284



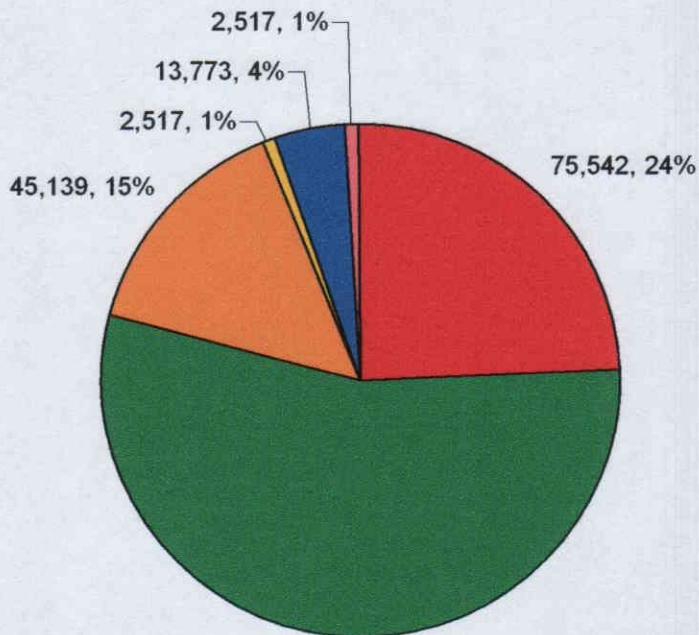
8,438,203

- Total Georgia Population
- Foreign Born Population

\*source: <http://www.census.gov/acs/www/>

**TABLE 6**

## Georgia Foreign Born Population by Region



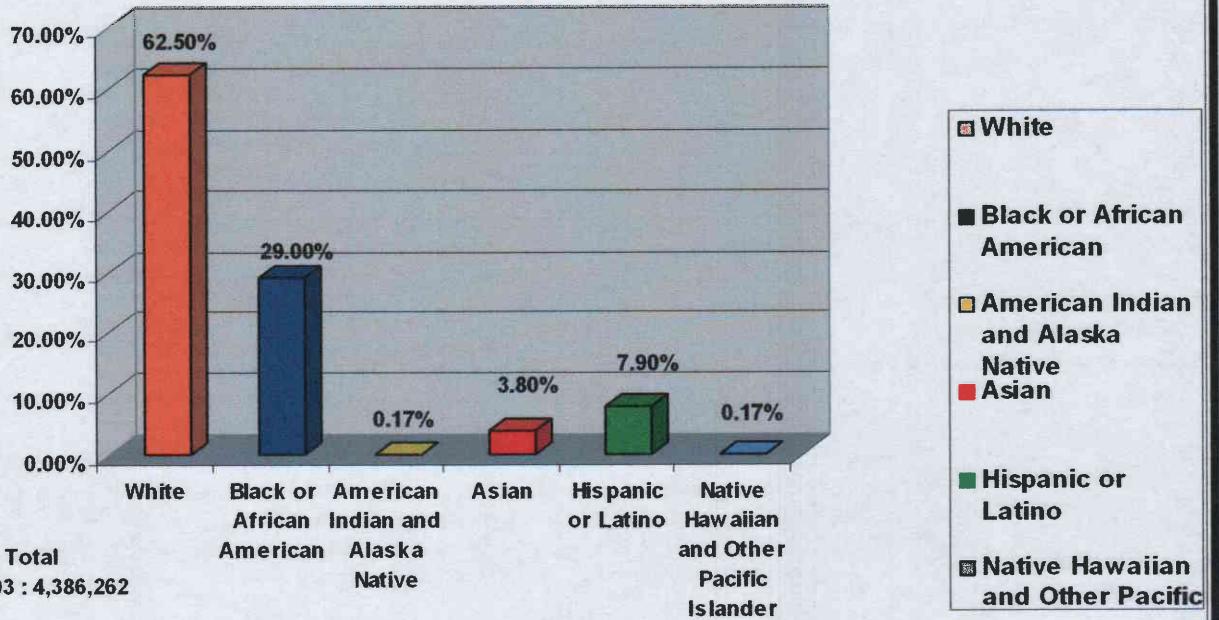
169,074, 55%

- Europe
- Asia
- Africa
- Latin America
- Northern America
- Oceania

\*source: <http://www.census.gov/acs/www/>

**TABLE 7**

**Atlanta, GA Total Population by Race 2003**

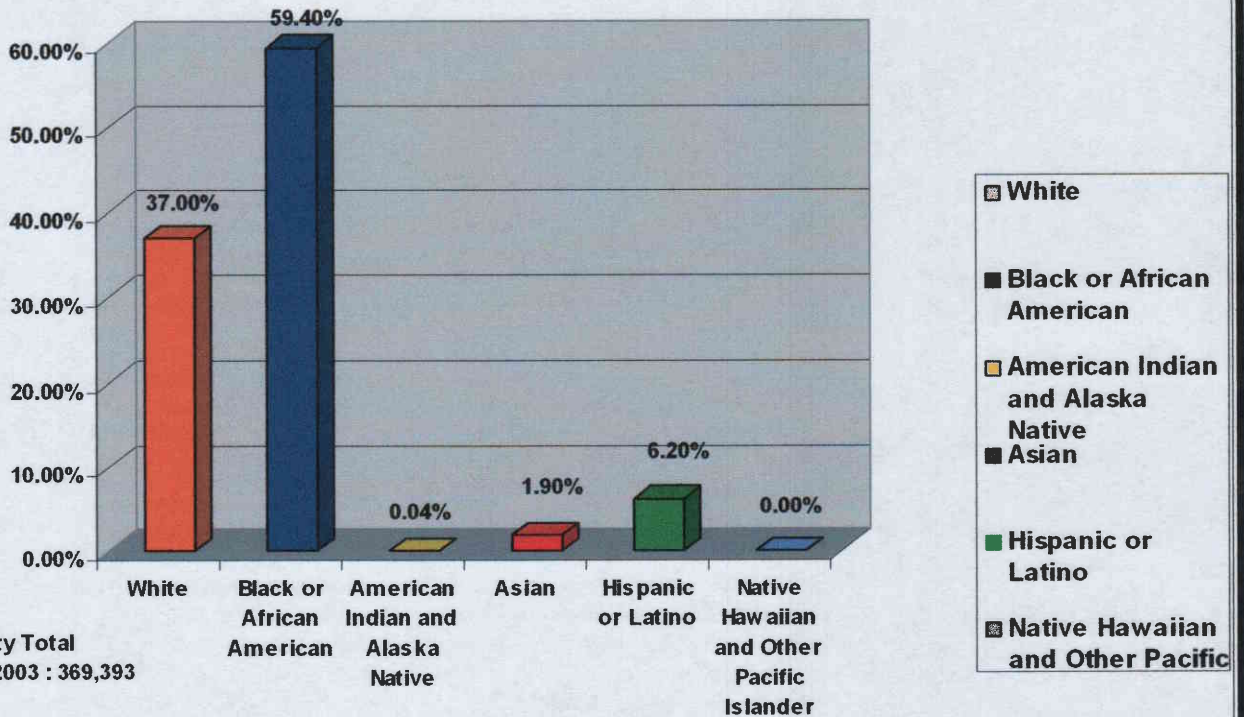


Atlanta, GA Total Population for 2003 : 4,386,262

\*source: <http://www.census.gov/acs/www/>

**TABLE 8**

**Atlanta City Total Population by Race 2003**

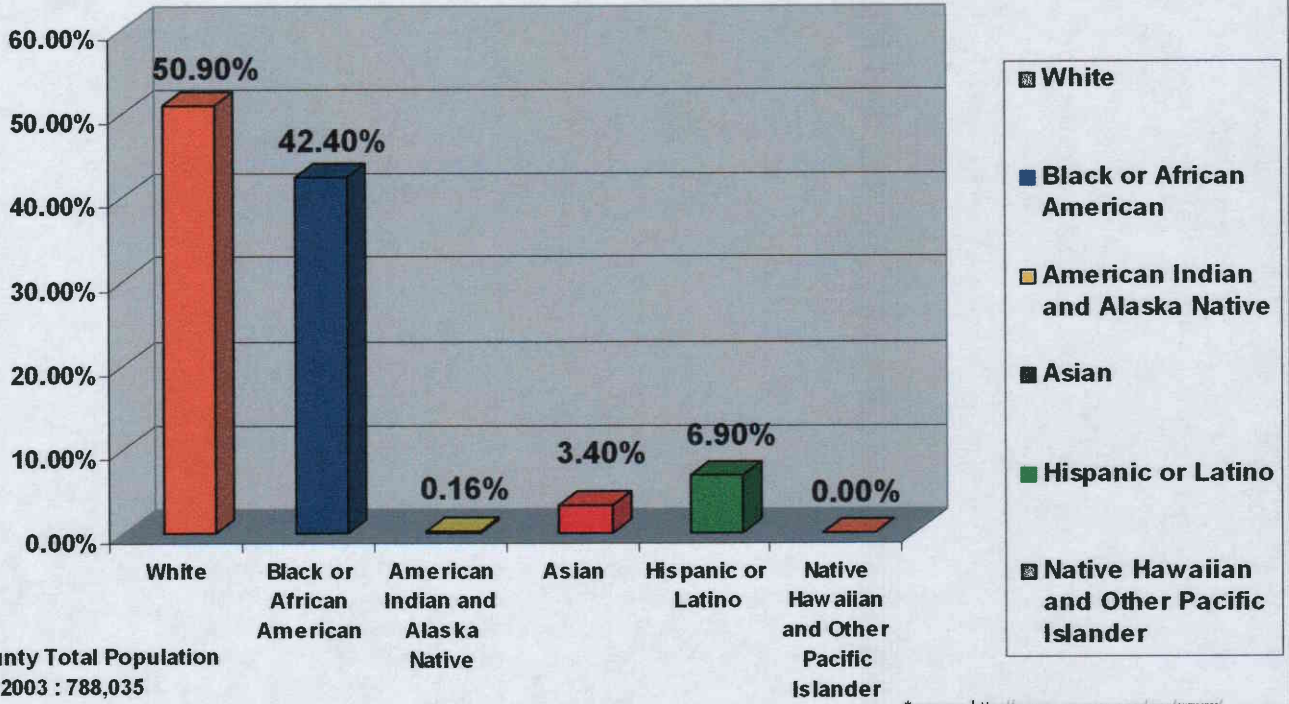


Atlanta City Total Population for 2003 : 369,393

\*source: <http://www.census.gov/acs/www/>

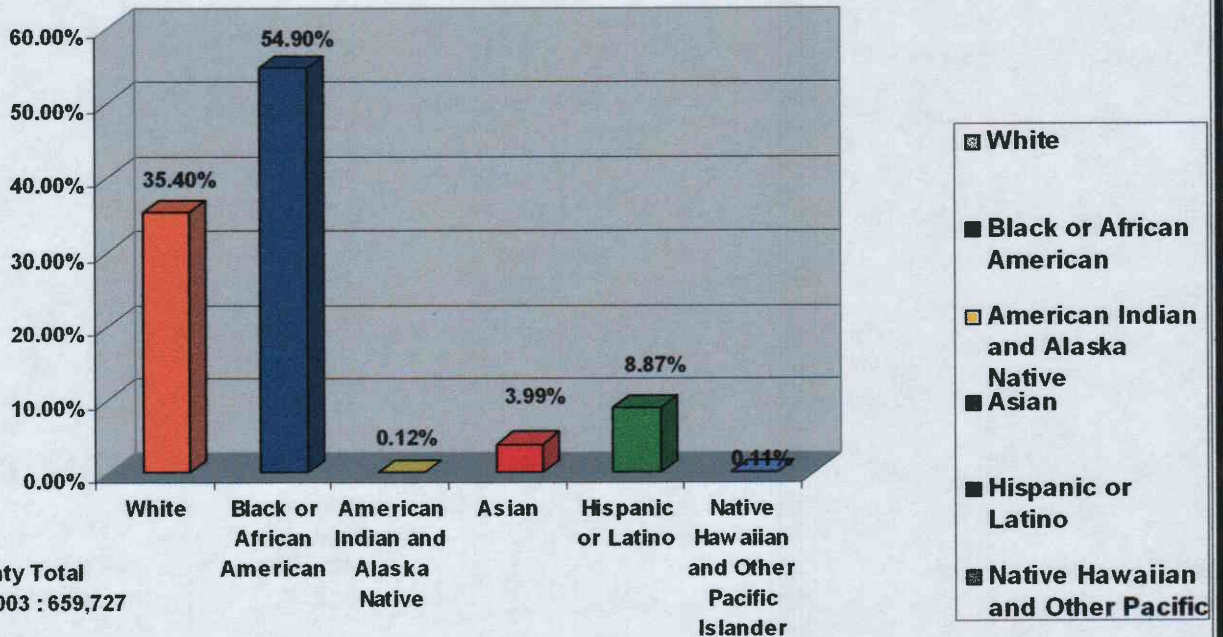
**TABLE 9**

**Fulton County Total Population by Race 2003**



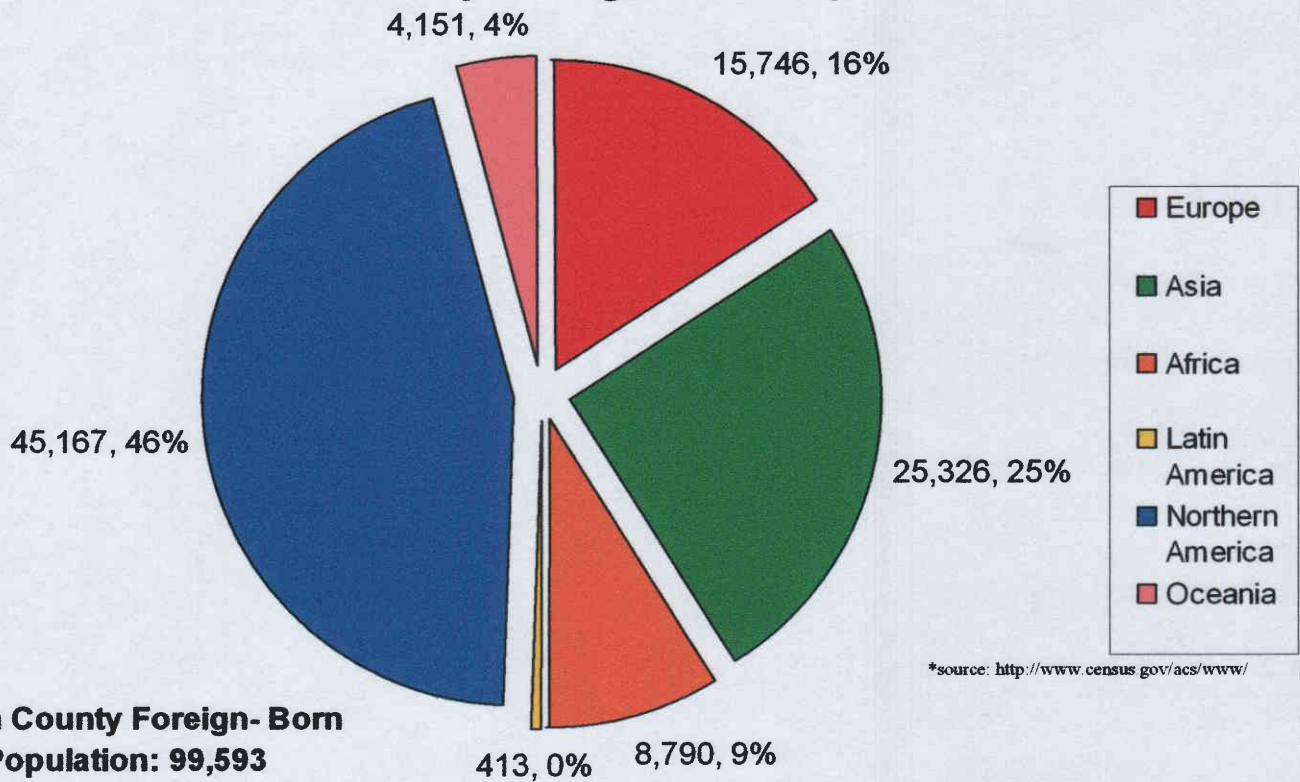
**TABLE 10**

**Dekalb County Total Population by Race 2003**



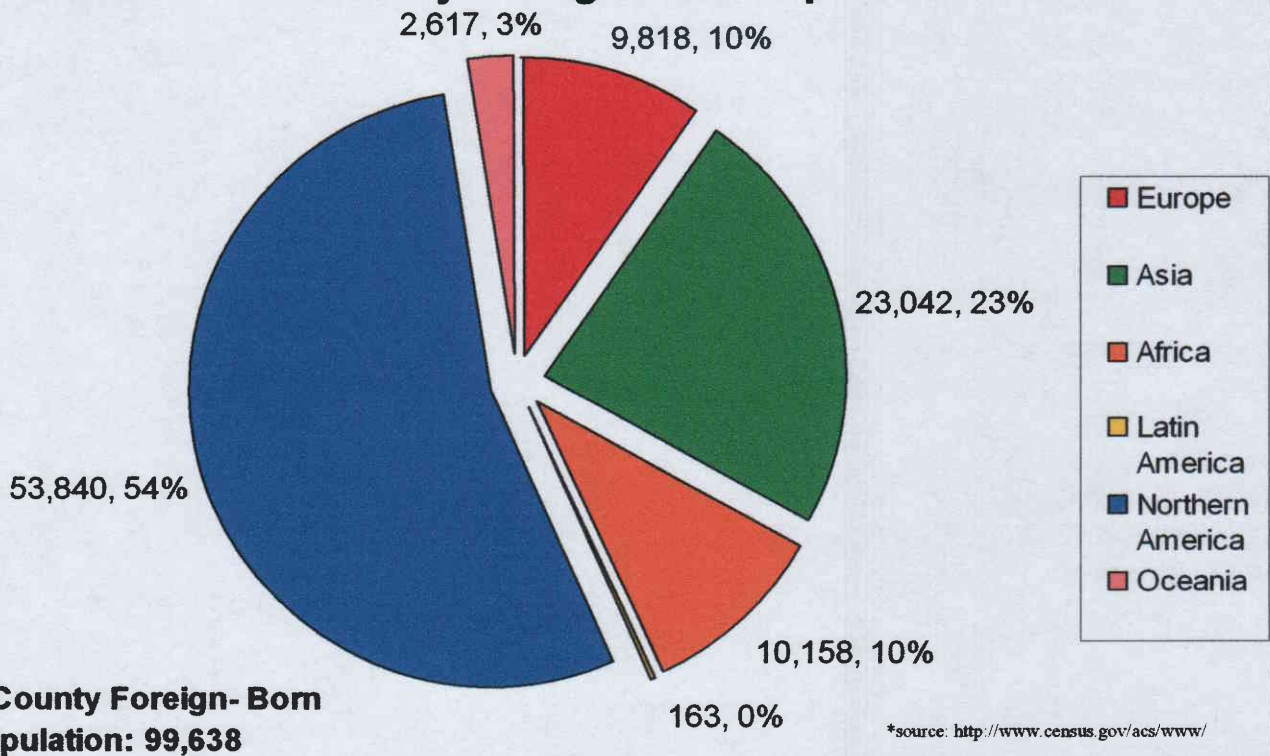
**TABLE 11**

**Fulton County Foreign-Born Population**



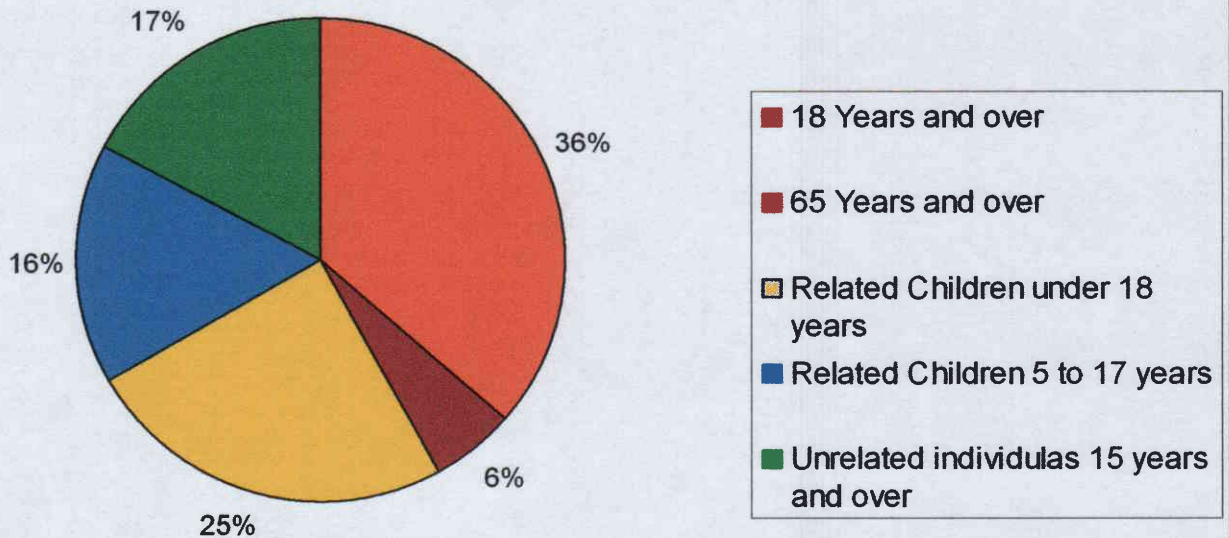
**TABLE 12**

**Dekalb County Foreign-Born Population**



**FIGURE 1**

**Percent (Individuals) Below Poverty in the Past 12 Months  
(DeKalb County:2003)**

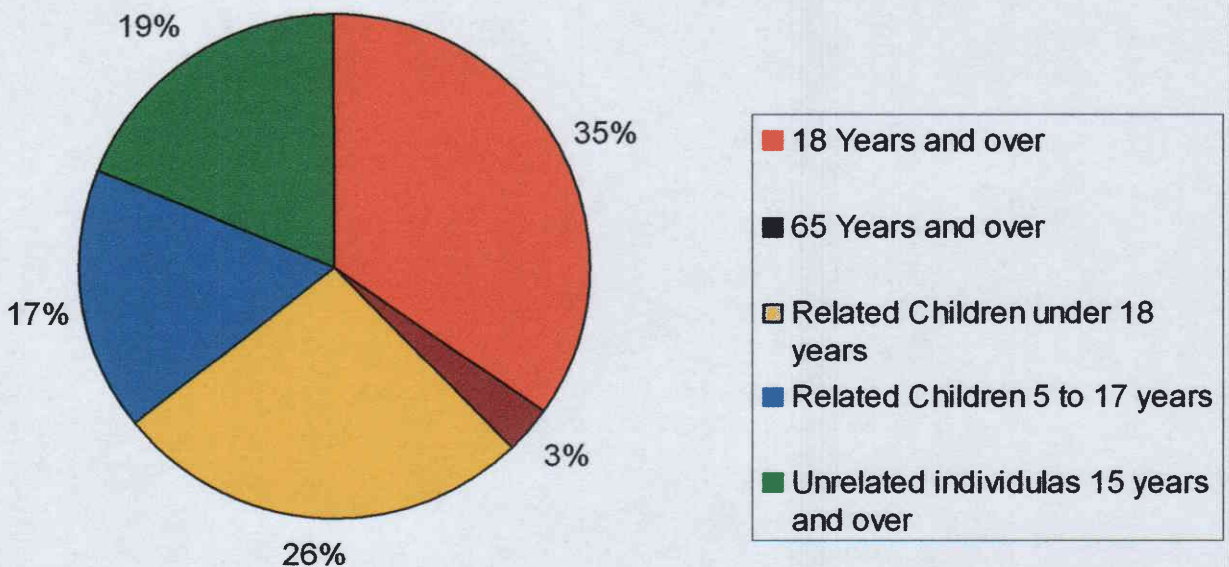


**66,858 Individuals Below Poverty, 10% of Total DeKalb population**

\*source: <http://www.census.gov/acs/www/>

**FIGURE 2**

**Percent (Individuals) Below Poverty in the Past 12 Months  
(Fulton County:2003)**



**124,616 Individuals Below Poverty, 18.9% of Total Fulton County population**

\*source: <http://www.census.gov/acs/www/>

## U.S. Census Bureau : Ranking Table 2003

**FIGURE 3**

Top 10 States with persons below poverty Level	Top 10 States with children (under 18) below poverty level
Louisiana- 20.3%	District of Columbia- 35.6%
District of Columbia- 19.9%	Louisiana-29.8%
Mississippi- 19.9%	Mississippi- 28.6%
New Mexico- 18.6%	New Mexico- 25.6%
West Virginia- 18.5%	West Virginia- 25.5%
Kentucky- 17.4%	Arkansas- 23.9%
Alabama- 17.1%	Kentucky- 23.9%
Texas- 16.3%	Alabama-23.5%
Oklahoma- 16.1%	Texas-22.8%
Arkansas-16.0%	Oklahoma- 22.3%
<b>Georgia ranks #19—13.4%</b>	<b>Georgia ranks # 17—18.7%</b>

\*source: <http://www.census.gov/acs/www/>